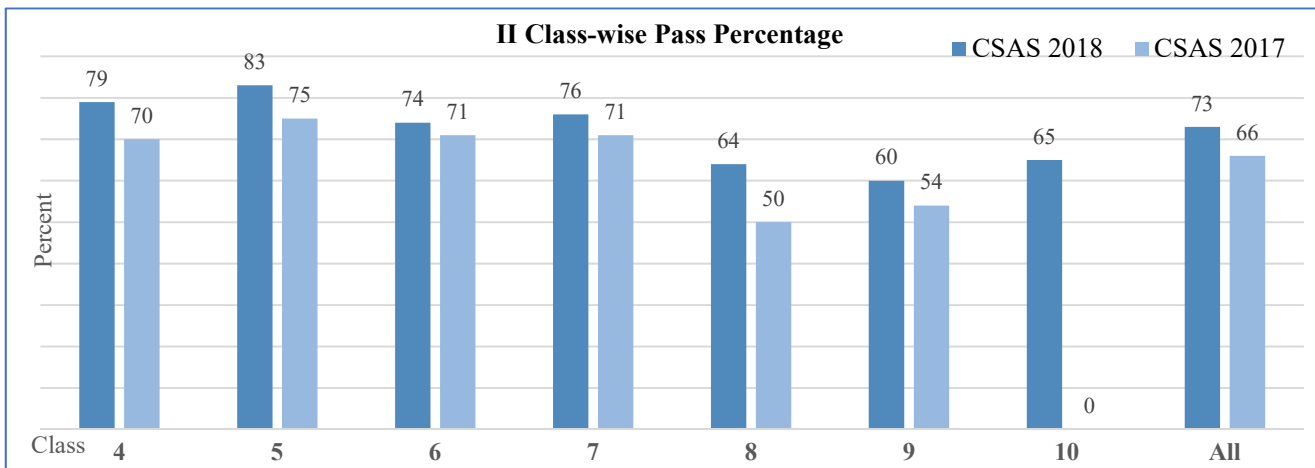
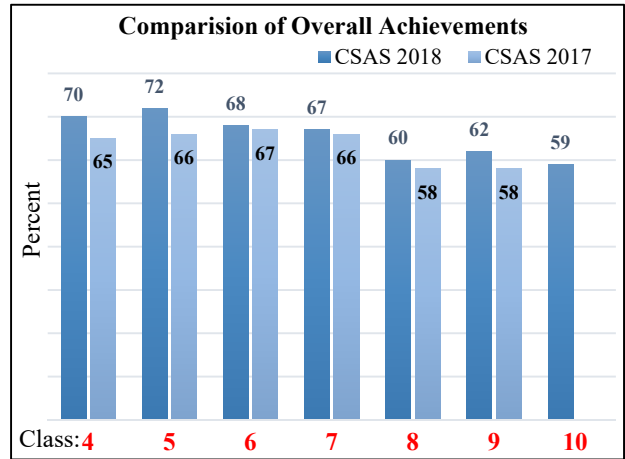


# CENSUS BASED STATE ACHIEVEMENT SURVEY (CSAS) 2018 BALLARI DISTRICT ACHIEVEMENTS

## I Class-wise and Subject-wise Achievements:

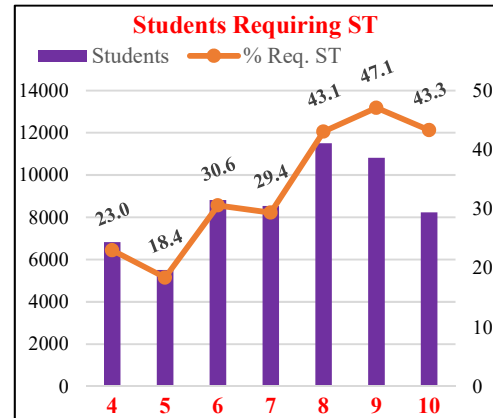
Subject / Class	4	5	6	7	8	9	10	All 2018	All 2017
Lang 1	73	68	71	72	67	70	66	70	65
Lang 2	65	71	69	71	56	51	50	63	60
Lang 3			65	61	59	66	55	62	64
Maths	70	72	64	64	64	63	56	65	65
EVS/Sci	71	78	66	64	55	51	60	64	61
SS			70	67	61	70	70	67	63
<b>All - 2018</b>	<b>70</b>	<b>72</b>	<b>68</b>	<b>67</b>	<b>60</b>	<b>62</b>	<b>59</b>	<b>65</b>	
<b>All - 2017</b>	<b>65</b>	<b>66</b>	<b>67</b>	<b>66</b>	<b>58</b>	<b>58</b>			<b>63</b>



## III Class-wise and Subject-wise Supplementary Teaching (ST):

Class	Students	L1	L2	L3	Math	EVS / Sci	SS	Sub Agg
4	6835	3029	4119	-	3041	2585	-	12774
5	5513	2915	2950	-	2273	1759	-	9897
6	8818	3338	3214	3728	3408	2833	2489	19010
7	8543	2559	2756	3519	3450	3004	2504	17792
8	11505	3618	4959	4689	3234	5550	3260	25310
9	10817	2603	6355	3526	2968	5432	2043	22927
10	8235	1733	4460	3444	2456	2397	1014	15504
<b>Overall</b>	<b>60266</b>	<b>19795</b>	<b>28813</b>	<b>18906</b>	<b>20830</b>	<b>23560</b>	<b>11310</b>	<b>123214</b>

Sub Agg.: Subjects Aggregate



## IV Deficiencies in Competency Levels (< 40% listed below): Pl see "Competency List" file for details

Class/Sub	Kannada	English	Maths	EVS/Sci	SS
4			MATH413	EVS411, 430	
5	KAN501, 506, 510	ENG501	MATH516, 519, 523		
6		ENG617, 627	MATH602, 610, 623	SCI608, 619, 623	SS618
7	KAN709	ENG709	MATH704, 710, 713, 717	SCI709, 711, 723, 727	
8	KAN811, 814	ENG803, 808, 817, 819, 828	MATH805, 807	SCI809, 810, 812, 823	SS813, 814, 822, 826
9	KAN919	ENG901, 913, 916, 918, 926	MATH911	SCI906, 916, 917, 918, 919, 921, 923	
10	KAN0113, 0123	ENG 0104, 0105, 0106, 0112, 0114, 0116, 0117, 0125, 0126, 0127	MATH0106, 0114, 0117, 0118, 0123, 0126, 0128	SCI0112, 0116, 0121	SS0105